

700-2700MHz/20Watt/Module

Model Number: OC-PA07-2.7K20W

The model OC-PA07-2.7K20W is a multi-octave high power amplifier operating between 700 MHz and 2700 MHz and offering a wide dynamic Range with 20 Watts typical saturated power. The employment of advanced high power devices in manufacturing ensures this module exceptional power performance, long term reliability and high efficiency. It is ideal for broadband mobile Jamming and band specific high power linear applications in the P/L/S frequency bands.

FEATURES:

- Instantaneous ultra-broadband
- Small and lightweight
- Suitable for CW, AM, and FM, etc.
- 50 ohm input/output impedance
- High reliability and ruggedness

ELECTRICAL SPECIFICATIONS @ +28.0VDC, 25°C, 50Ω;

Parameter	Symbol	Min	Typ	Max	Units
Operating Frequency	BW	700		2700	MHz
Output Power CW	P _{SAT}	20			Watt
Power Gain	G _P		46		dB
Gain Flatness	ΔG _P		±2.5		dB
Harmonics @ POUT = 10W	H		-15		dBc
Spurious Signals	Spur		-60		dBc
Input Return Loss	S ₁₁			-10	dB
Operating Voltage	V _{DC}	24	28	32	Volt
Current Consumption @ POUT = 20W	I _{DD}		4		Amp
Current Consumption @ Shutdown	I _{SD}		0.1		Amp
Switching Speed	TON/OFF		2	2.5	uS
RF Input to Output Isolation(During OFF State)	Isolation		85		dBc
In/Output Impedance	Impedance		50		Ω

MECHANICAL SPECIFICATIONS

Parameter	Value	Units	Notes
Dimensions	140×85×20.5 [5.51×3.35×0.81]	mm [inch]	Max
Weight	0.65 [1.4]	kg [lbs]	Max
RF Connectors Input	SMA, Female		
RF Connectors Output	SMA, Female		
DC Interface Connector	D-Sub 9-Pin, Male		
Cooling	External Heatsink required (Not Supplied)		

ENVIRONMENTAL CHARACTERISTICS (Design to Meet)

Parameter	Minimum	Typical	Maximum	Units	Notes
Operating Case Temperature	-20		60	°C	
Storage Temperature	-25		65	°C	Storage
Relative Humidity (non-condensing)			95	%	

Absolute Maximum Rating

Input RF drive level without damage	+10 dBm (Max)
Load VSWR @ POUT =10W	∞ @ all load phase & amplitude for duration of 1 minute; 3:1 @ all load phase & amplitude continuous
Over Temperature	105°C @ heatsink [restored @ 80°C]

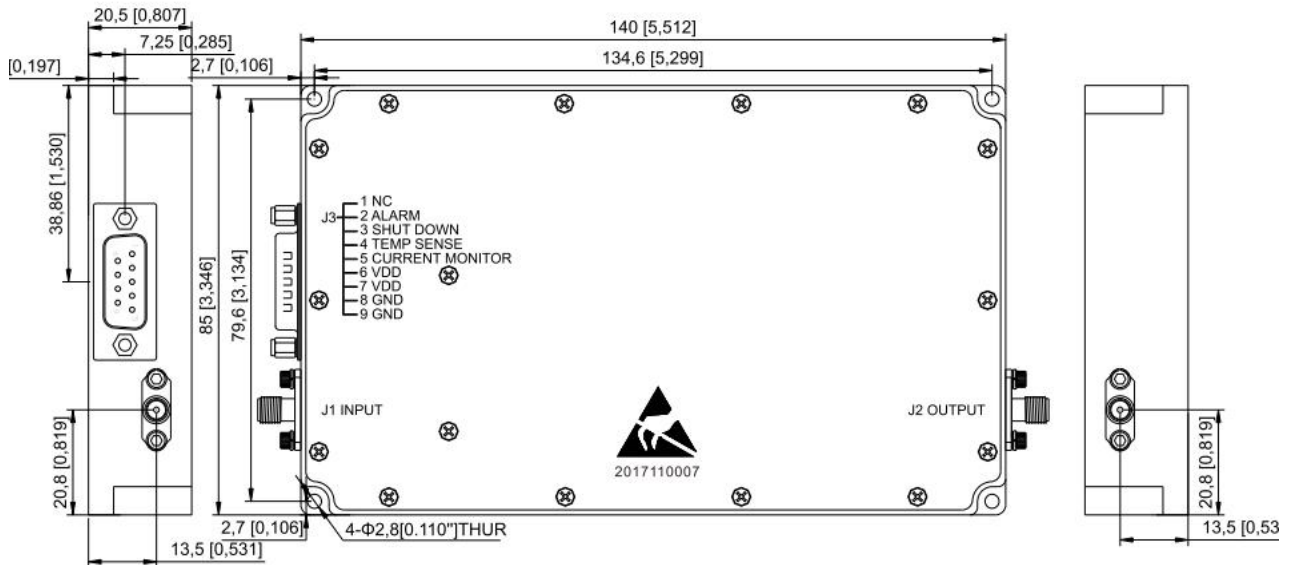
700-2700MHz/20Watt/Module

Model Number: OC-PA07-2.7K20W

DC INTERFACE CONNECTOR

Pin #	Description	Specifications
1	N/C	No electrical connection
2	Alarm	Amplifier Alarm indicator: Normally TTL Low
3	Shutdown	Amplifier Disable: TTL Logic High (3.3V) (Internally Pulled-Low)
4	Temperature Sense	Analog voltage relative to Module's Temperature @ 10 mV/°C
5	Current Monitor	Analog voltage relative to IDD @ 100mV per Ampere
6,7	VDD	28VDC
8,9	GND	Ground

OUTLINE DRAWING (All dimensions in mm)

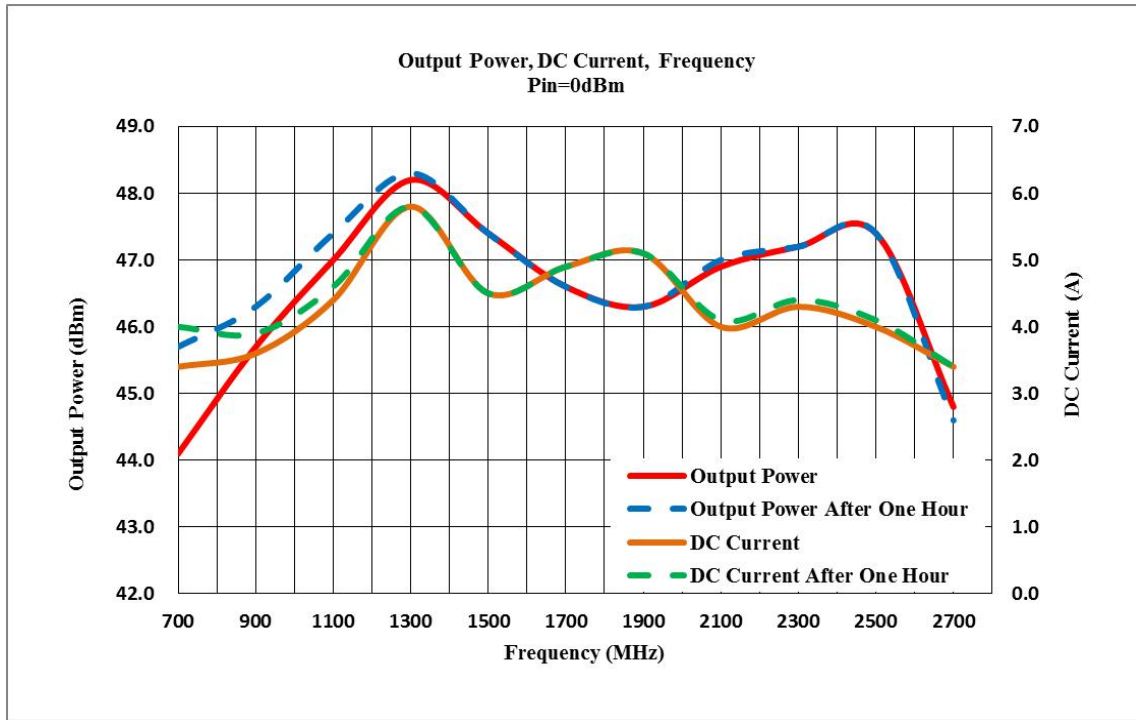


700-2700MHz/20Watt/Module

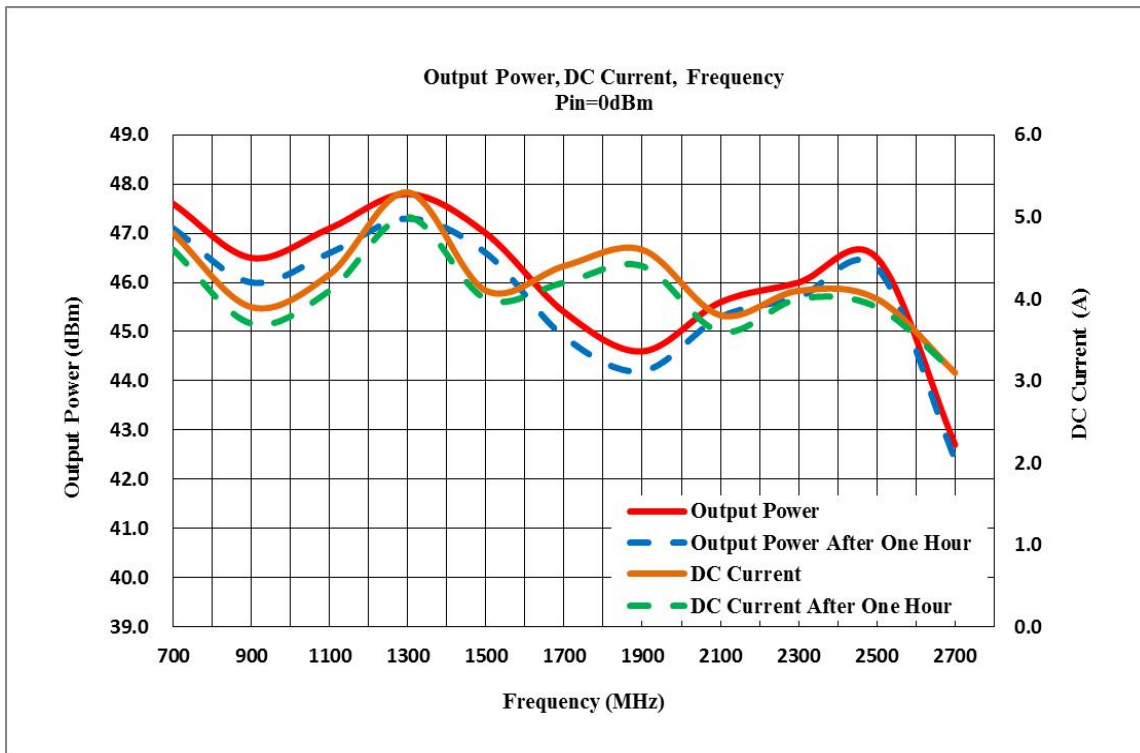
Model Number: OC-PA07-2.7K20W

TYPICAL PERFORMANCE PLOTS (For Reference Only)

Graph1: Output Power(Low temp.-20±3°C)



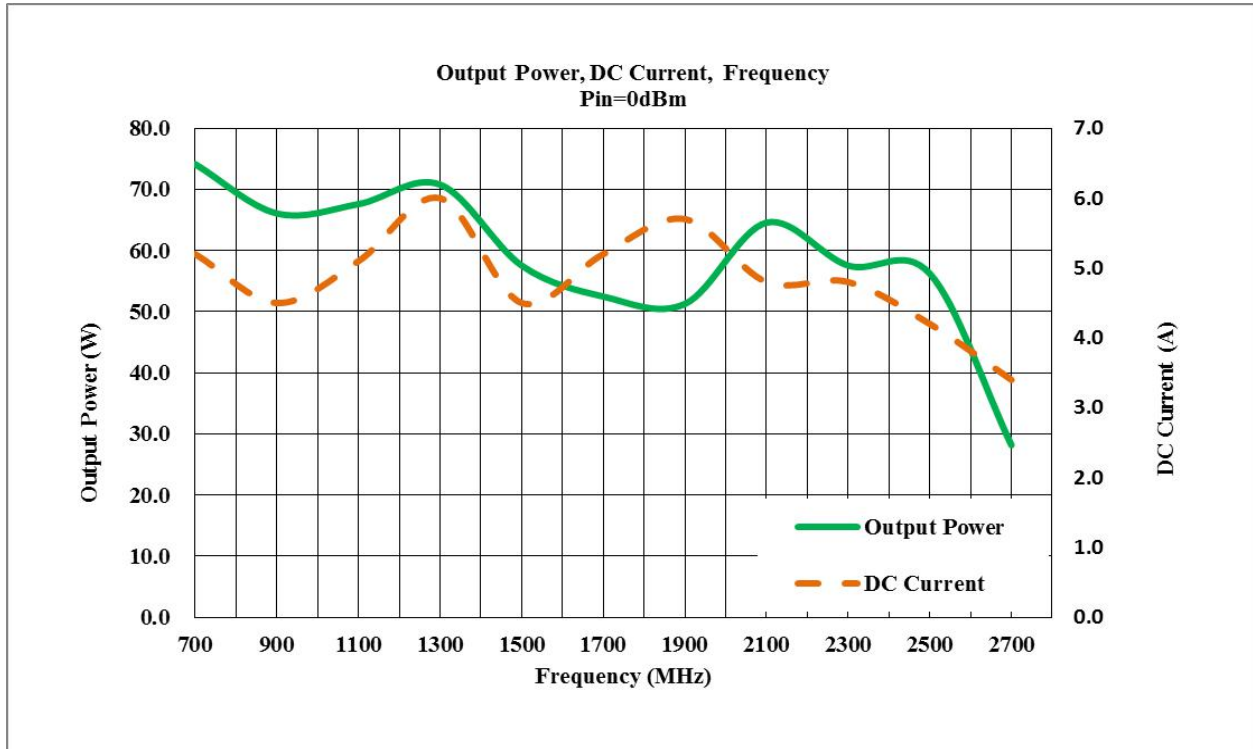
Graph2: Output Power (High temp.+60±3°C)



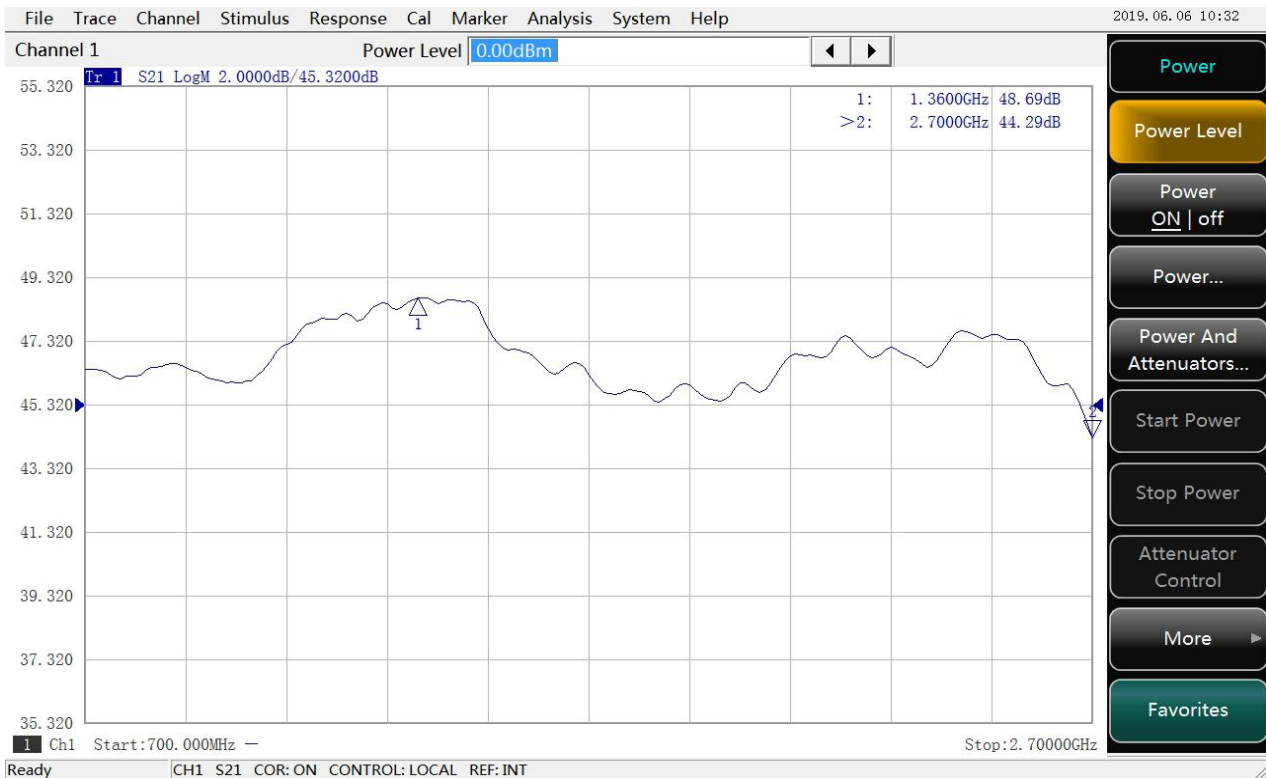
700-2700MHz/20Watt/Module

Model Number: OC-PA07-2.7K20W

Graph3: Output Power (Normal temp.+25±3°C)



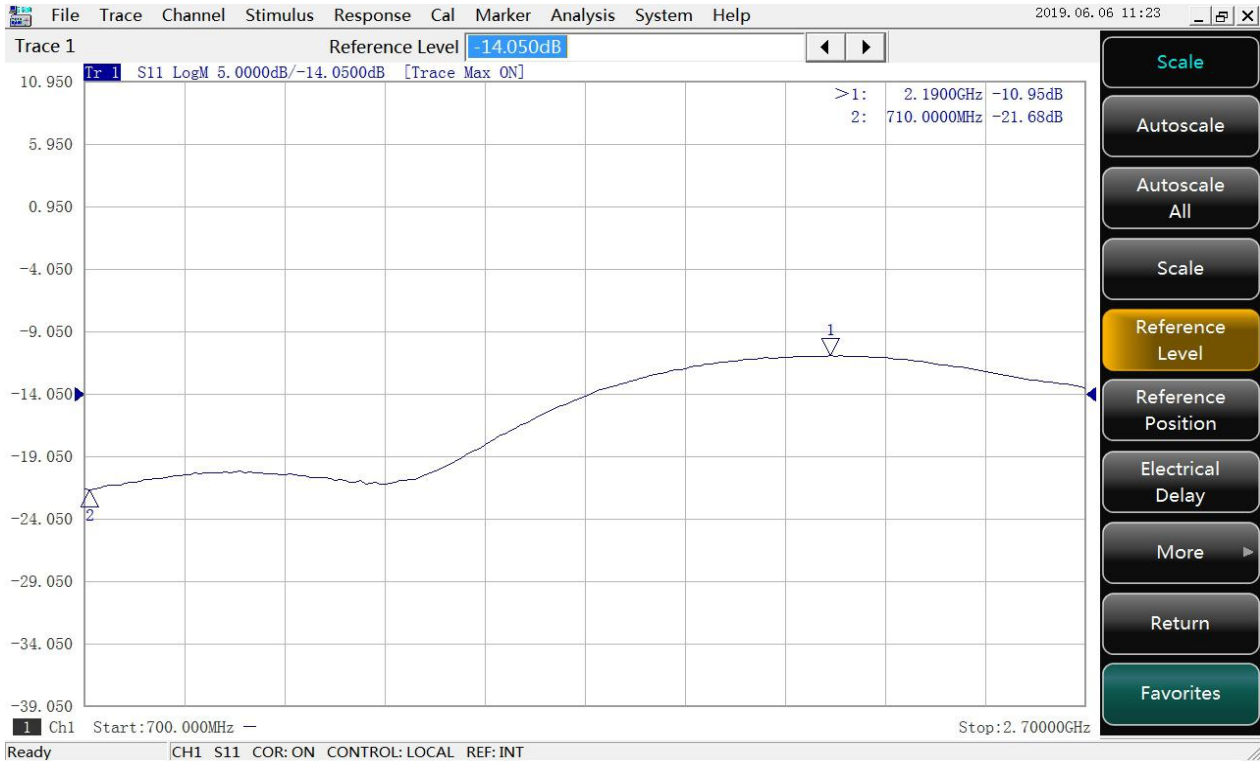
Power Gain:



700-2700MHz/20Watt/Module

Model Number: OC-PA07-2.7K20W

Input Return Loss:



Note: Adequate heatsink required.