R78L Series Micro-miniature Rectangular Electrical Connectors

Product brief introduction

- Compliant with GJB2446
- Elastic twisted wire pin contact with gold plating
- Applicable wire cross section of 0.1~0.2mm^2
- Metallic shielding shell with cable clamps and locking devices.
- Small volume, reliable contact and quick locking and release
- Numbers of contacts 9, 19, 25, 37, 52 and 74
- Plug and receptacle can be loaded with pins or sockets
- Applied in electrical connection between various military electronic equipments
- Enterprise standard: 21E0.204.106JT

Environmental performances

——Operating temperature: -55℃~+105℃
——Relative humidity: 95% at 40℃
——vibration: frequency 10~2000Hz
acceleration254m/s^2
——shock: acceleration 980m/s^2
——impact: acceleration 400m/s^2, 4000 cycles
——centrifuge: acceleration 980m/s^2

Main technical performances

——Rated current: 3A
——Withstanding voltage:
normal 600V, heat damp 100V
——insulation resistance:
normal≥1000MΩ heat damp ≥100MΩ
——Contact coupler size: Φ0.7mm
——contact resistance: ≤9mΩ
——durability: 1000 cycles

Designation

No.	Characteristic	Contents	Mark
1	Basic series	Types of termination is crimp	R78L
2	Number of contacts	9, 19, 25, 37, 52, 74	Mark the number
3	Configuration	Plug	T
		Receptacle	Z
4	Contact type	pin	J
		socket	K
5	Modification	(Only for Plug)	A

Order instruction

If users have no special requirements on the crimped products, size, color and length of wires applicable for R78L series are AFR-250-1×0.15-250V, jacinth, L=200mm；If users have special requirements on wires, indicate them after part numbers of plug or receptacle in the format below:

Plug and receptacle part numbers：do not change the original part numbers

Wire section: directly indicate wire section, if omitted, 0.15mm^2; Applicable wire gauge is 0.1~0.2mm^2;

Wire Color： Directly indicate wire Color. if omitted, jacinth

Wire Length：Wire length protruded from shell end face, in mm, if omitted, 200mm.

For example：if user orders R78L-19TJ-A Plug, requires wire is AFR-250-1×0.2-250V,White, Length Is 0.6m, ordering P/N: R78L-19TJ-A（0.2WhiteL600）.

Contact arrangements（View from matching surface of insulator with pins）

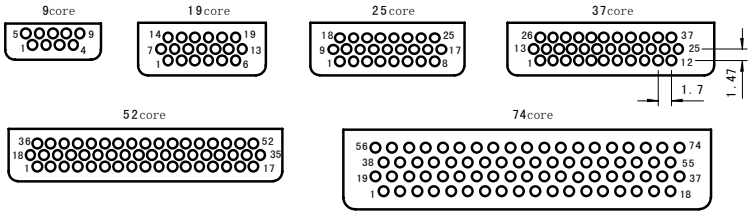

Outline dimensions

● R78L-×T$^{J}_{K}$Plug

Product features: locking device is forward pushing locking, that is pushing down inner latching tag after locking to prevent loosening and release it through backward pulling.

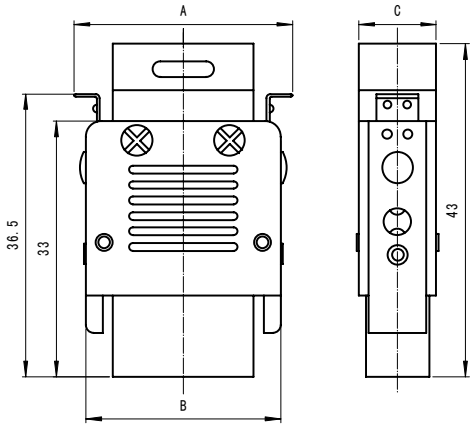

P/N	A	B	C
R78L-9TJ R78L-9TK	24.2	21.2	8
R78L-19TJ R78L-19TK	28.4	25.2	10
R78L-25TJ R78L-25TK	32.3	28.6	10
R78L-37TJ R78L-37TK	38.2	35.2	10
R78L-52TJ R78L-52TK	47.2	44.2	10

● R78L-×T$^{J}_{K}$-A Plug （Plug with pins）

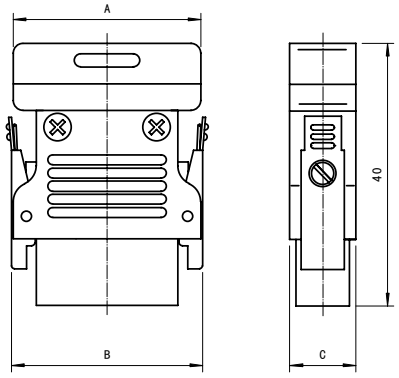

P/N	A	B	C
R78L-9TJ-A R78L-9TK-A	21.2	21.7	8
R78L-19TJ-A R78L-19TK-A	25.2	25.7	10
R78L-25TJ-A R78L-25TK-A	28.6	29.1	10
R78L-37TJ-A R78L-37TK-A	35.2	35.2	10
R78L-52TJ-A R78L-52TK-A	44.2	44.7	10
R78L-74TJ-A R78L-74TK-A	46.2	46.7	11.6

● R78L-×Z$^{J}_{K}$ Receptacle （ Receptacle with sockets）

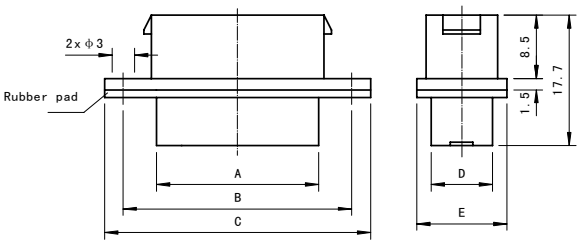

P/N	A	B	C	D	E
R78L-9ZK R78L-9ZJ	14.2	23	28	5.6	10
R78L-19ZK R78L-19ZJ	18.2	27	32	8.0	12
R78L-25ZK R78L-25ZJ	21.6	30.4	35.4	8.0	12
R78L-37ZK R78L-37ZJ	28.2	37	42	8.0	12
R78L-52ZK R78L-52ZJ	37.2	46	51	8.0	12
R78L-74ZK R78L-74ZJ	39.2	48	53	9.7	14

● R78L-×ZKB Straight Receptacle

R78L-9ZKB

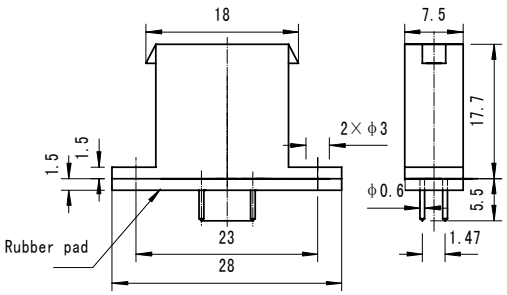

R78L-19~52ZKB

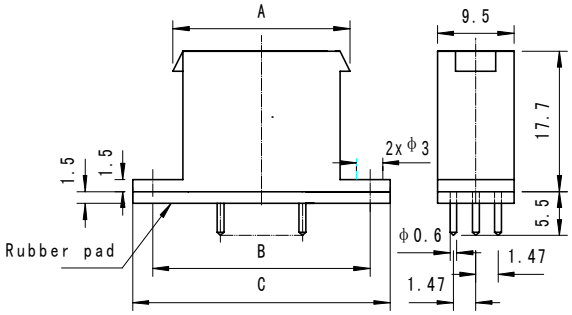

Receptacle P/N	A	B	C
R78L-19ZKB	22	27	32
R78L-25ZKB	25.4	30.7	35.4
R78L-37ZKB	32	37	42
R78L-52ZKB	41	46	51

R78L-74ZKB

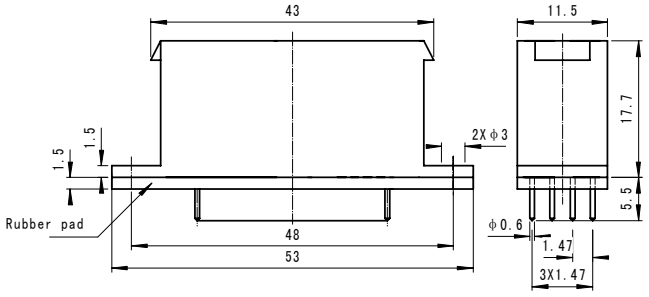

● R78L-×ZKW Right angle Receptacle

R78L-9ZKW

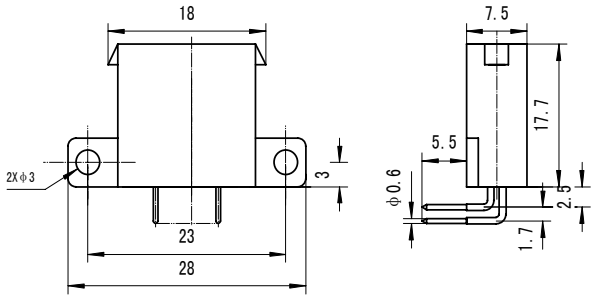

R78L-19~52ZKW

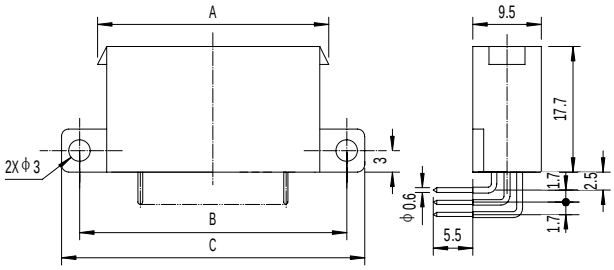

Receptacle P/N	A	B	C
R78L-19ZKW	22	27	32
R78L-25ZKW	25.4	30.7	35.4
R78L-37ZKW	32	37	42
R78L-52ZKW	41	46	51

R78L-74ZKW

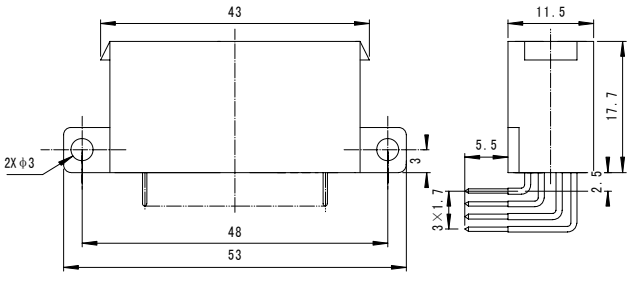

Recommended PCB cutout

R78L Series Straight PCB Receptacle cutout dimensions

Note: R78L-ZJB and R78L-ZKB are the same. Cavity numbers are symmetric with the center line.

R78L-9ZKB

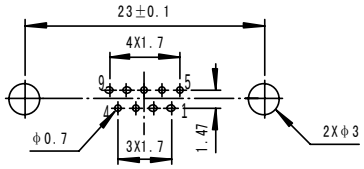

R78L-19ZKB

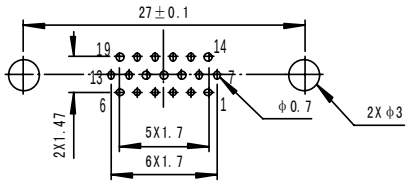

R78L-25ZKB

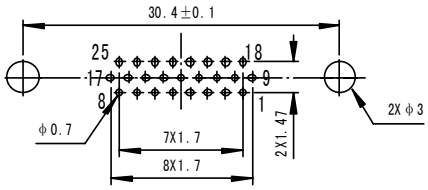

R78L-37ZKB

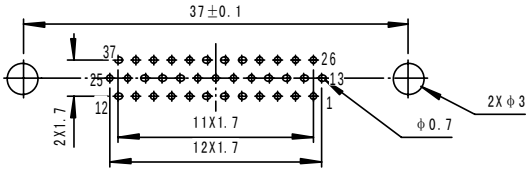

R78L-52ZKB

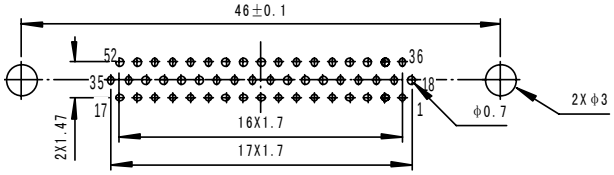

R78L-74ZKB

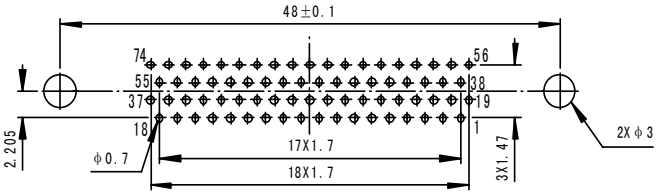

R78L Series Right angle PCB Receptacle cutout dimensions

Note: R78L-ZJW and R78L-ZKW are the same. Cavity numbers are symmetric with the center line.

R78L-9ZKW

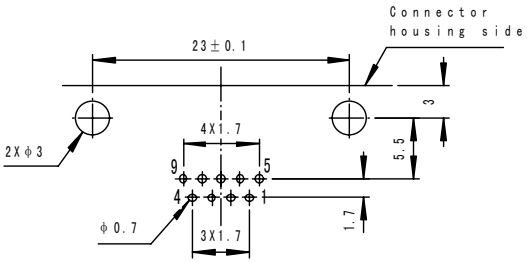

R78L-19ZKW

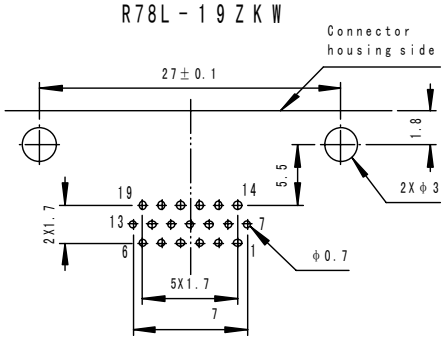

R78L-25ZKW

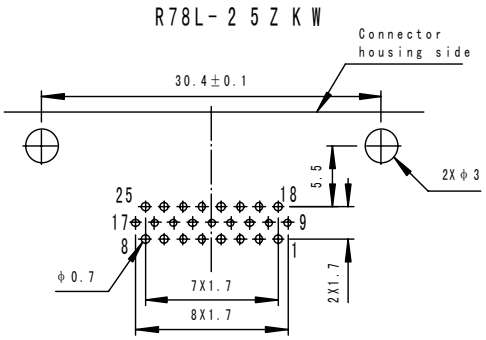

R78L-37ZK W

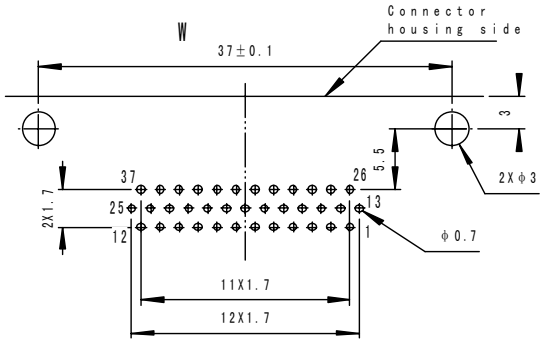

R78L-52ZKW

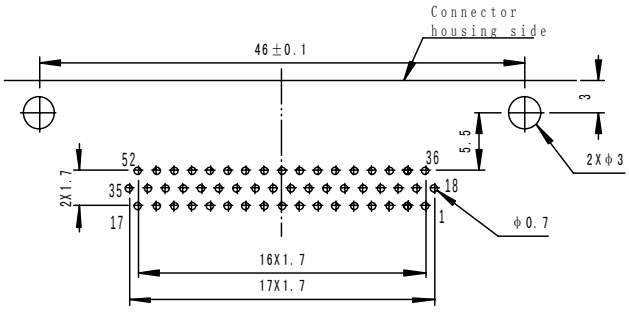
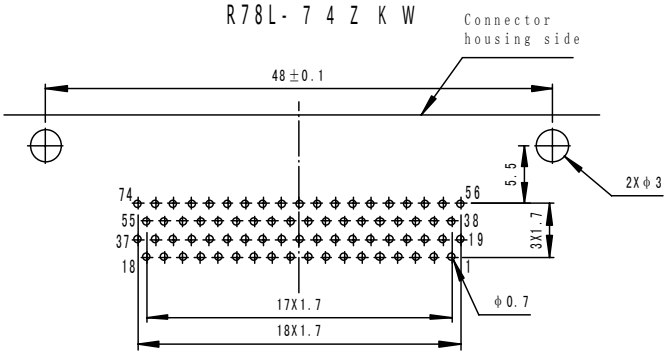
R78L-74ZKW