

PT Series

Description

- High density and small size
- Straight mating & thread coupling
- Good sealing
- Solder termination
- Interchangeable with Russia MP1 and MP1H type electrical connectors, complying with (GEO.364.184.TY)
- Applicable to small installation area, widely used in aviation and weapon
- Enterprise standard: 21E0.204.117

Main technical characteristic

- Contact size: $\phi 0.6\text{mm}$
- Temperature: $-55\sim+85^{\circ}\text{C}$
- Relative humidity: 95% at 40°C
- Rated current: 1A
- Vibration: frequency 10~500Hz, acceleration: 196m/s^2
- Shock: 490m/s^2
- Lateral acceleration: 490m/s^2
- Air tightness: under the pressure of $9.806\times 10^4\text{Pa}$, the leakage rate can not be more than $0.027\text{Pa}\cdot\text{cm}^3/\text{s}$
- Rated voltage, withstanding voltage and insulation resistance:

Operation condition	Rated voltage (V)	Withstanding voltage (V)	Insulation resistance (M Ω)
Normal	200	700	≥ 500
Heat & damp	200	300	≥ 20

- Endurance: 300 cycles

Ordering information

Basic series	PT	14	H	J	30	Z	L	P
Shell size	10-12-14-18-22-27							
Termination	H-solder							
Contact plating	(Blank) silver plating J-gold plating							
Contact No.	10, 19, 30, 50, 76, 102							
Connector type	T-Plug Z-Receptacle							
Coupling	(Blank) Straight mating L Thread coupling							
Shell plating	P- Zinc plating, iridescence (conductive plating) P ₁ - Nickel plating (conductive plating)							



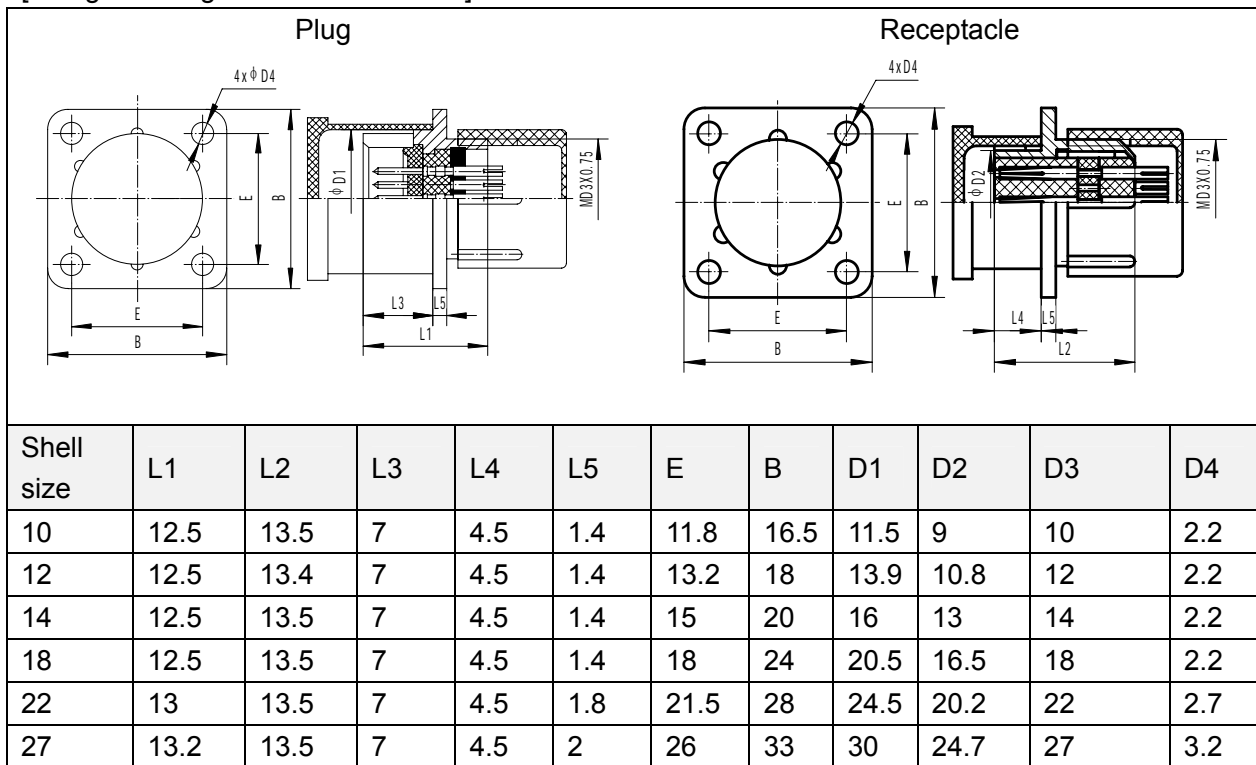
APMA

Blank- Sulfuric acid, anodized, chromate sealed
treatment (Non-conductive plating)

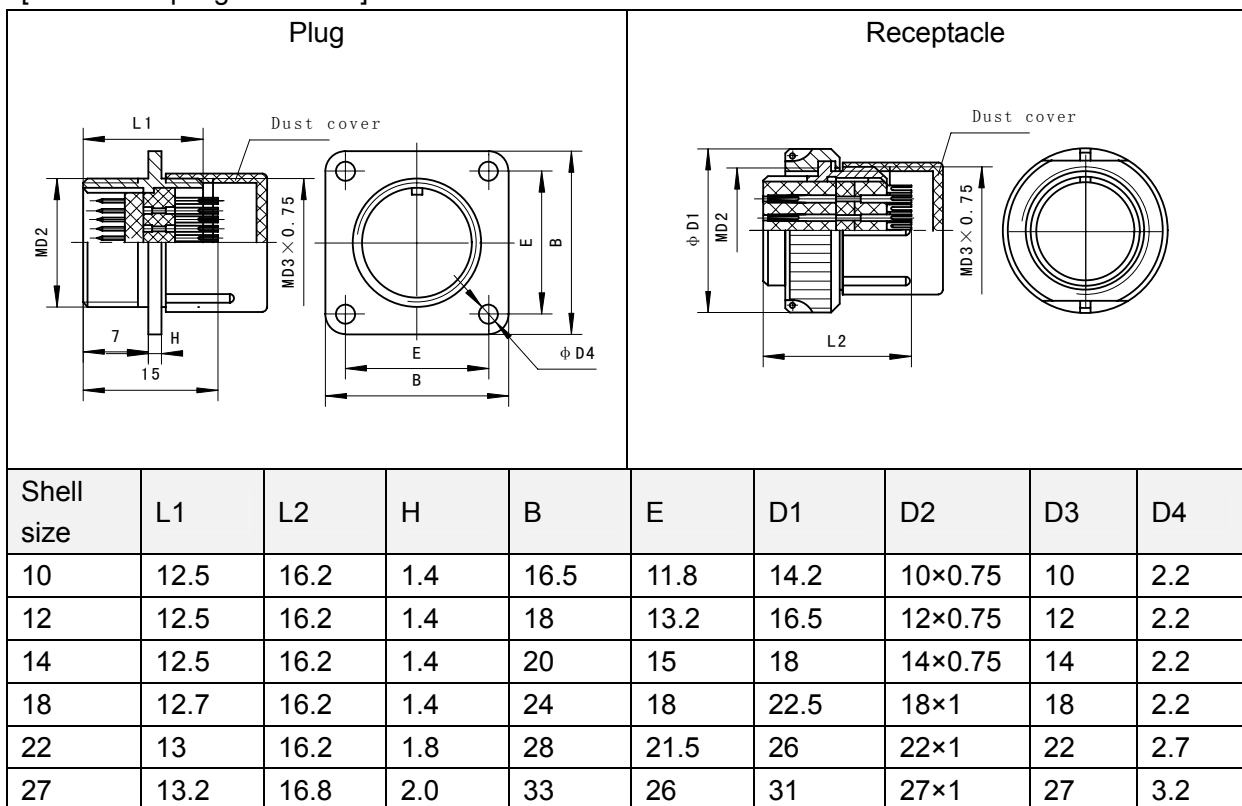
Note: only gold plated contacts are installed in PT12 product and letter J is not marked.

Outline dimensions

[Straight mating electrical connector]

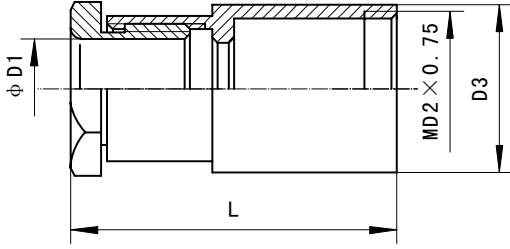


[Thread coupling connector]

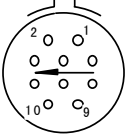
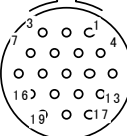
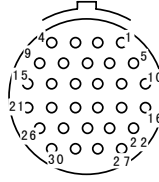




[Shell size]

	P/N	L	D1	D2	D3
	PT10-FJ	25	6	10	12
	PT12-FJ	28	7.5	12	13.5
	PT14-FJ	31	9	14	15.5
	PT18-FJ	33	11	18	19.5
	PT22-FJ	35	13	22	23.5
	PT27-FJ	38.3	16	27	28.5

Insert arrangement (Front face of pin inserts)

PT10-10	PT12-19	PT14-30
		
PT18-50	PT22-76	PT27-102
