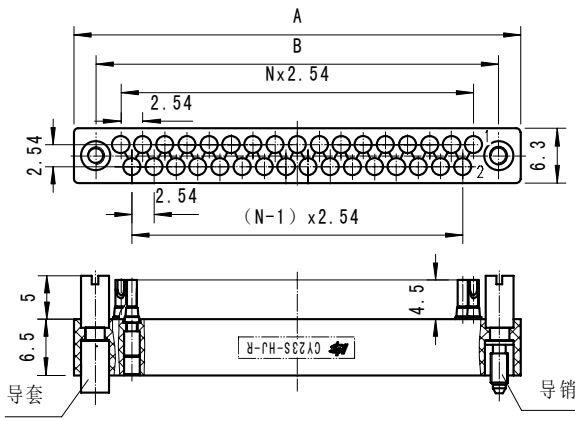
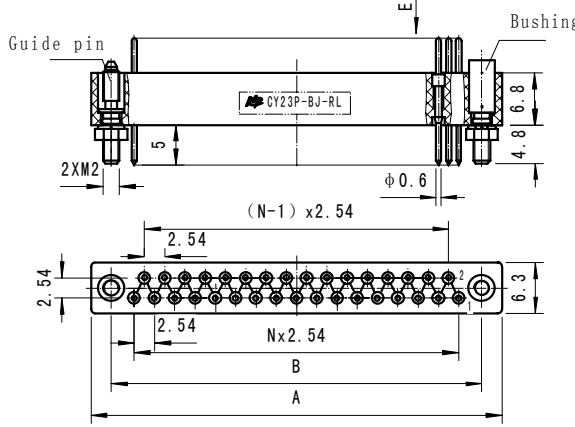


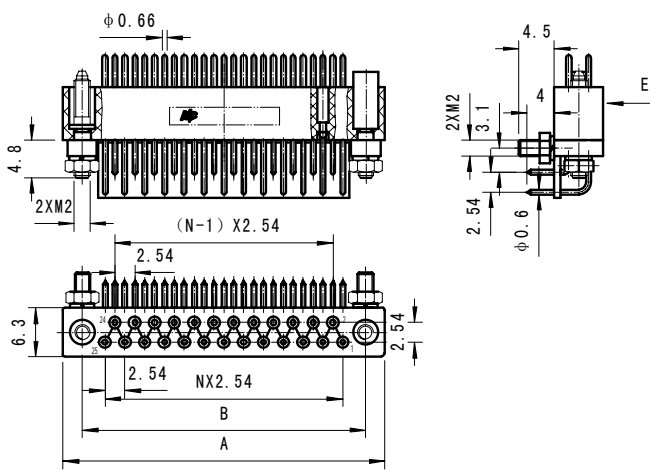
4. Free plug (installed with socket)

	Type of the plug	A	B	N
	EA45S9HJ-R	21.0	16.1	4
	EA45S17HJ-R	31.0	26.1	8
	EA45S25HJ-R	41.3	36.3	12
	EA45S33HJ-R	51.5	46.4	16
	EA45S41HJ-R	61.8	56.6	20
	EA45S67HJ-R	95.8	90.6	33
	EA45S77HJ-R	108.5	103.3	38

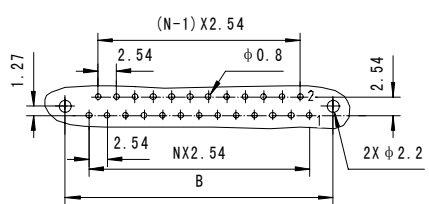
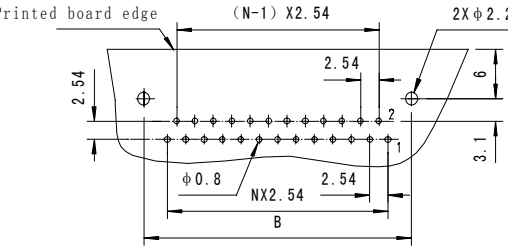
5. Straight receptacle (installed with pin)

	Type of the receptacle	A	B	N
	EA45P9BJ-RL	21.0	16.1	4
	EA45P17BJ-RL	31.0	26.1	8
	EA45P25BJ-RL	41.3	36.3	12
	EA45P33BJ-RL	51.5	46.4	16
	EA45P41BJ-RL	61.8	56.6	20

6. Elbow receptacle (installed with pin)

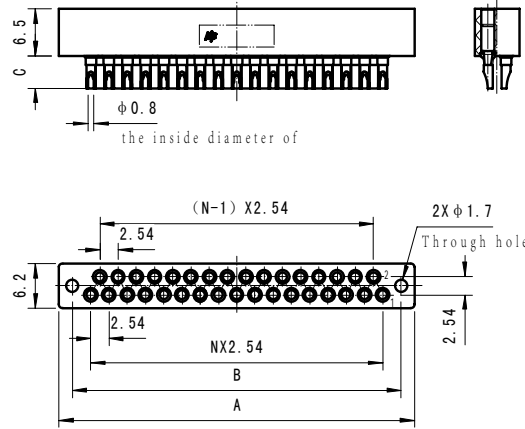
	Type of the receptacle	A	B	N
	EA45P9WJ-RL-01	21.0	16.1	4
	EA45P17WJ-RL	31.0	26.1	8
	EA45P25WJ-RL	41.3	36.3	12
	EA45P33WJ-RL	51.5	46.4	16
	EA45P41WJ-RL	61.8	56.6	20
	EA45P67WJ-RL	95.8	90.6	33
EA45P77WJ-RL	108.5	103.3	38	

PCB cut-out dimension

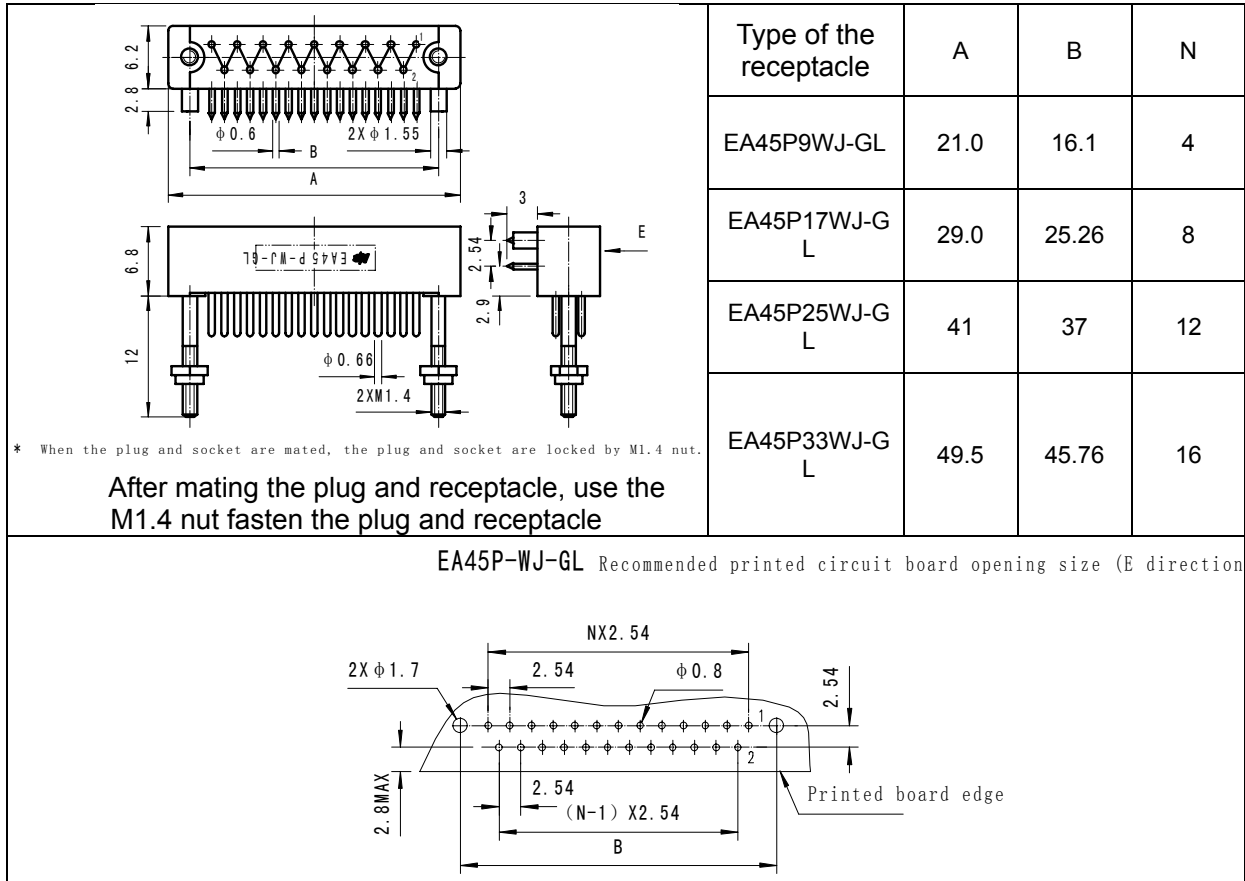
<p>CY23P-BJ-RL Recommended printed circuit board size (to E)</p> 	<p>CY23P-WJ-RL Recommended printed circuit board size (to E)</p> 
--	---

II . Free plug and elbow PCB receptacle

1. EA45S-HJ Free plug EA45S-HJ

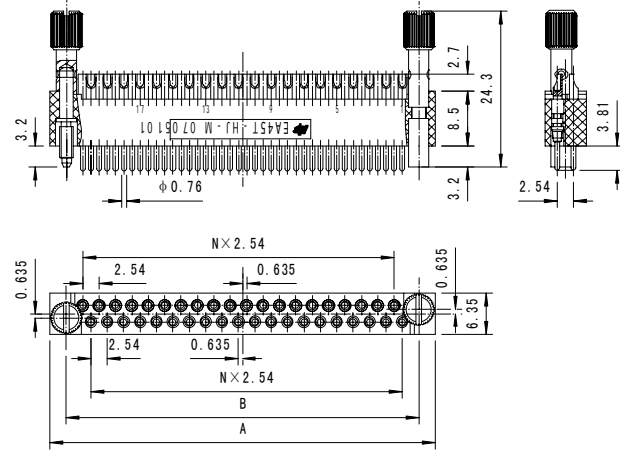
	Type of the plug	A	B	C	N
	EA45S9HJ	21.0	16.1	4.5	4
	EA45S17HJ	29.0	25.2 6	4	8
	EA45S25HJ	41	37	4.5	12
EA45S33HJ	49.5	45.7 6	4.5	16	

2. Receptacle EA45P-WJ-GL

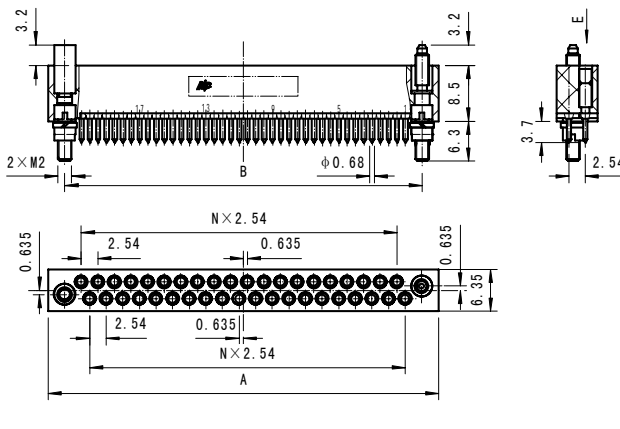


III. Free plug and PCB receptacle

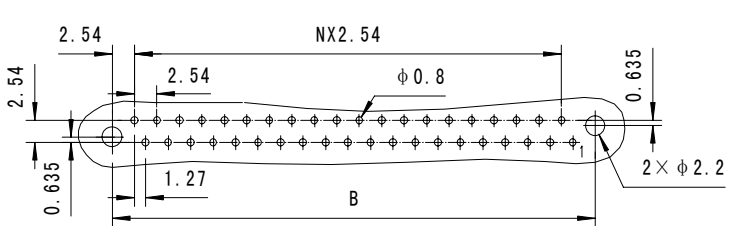
1. Free plug EA45T-HJ-M

	Type of the plug	A	B	N
	EA45T40HJ-M	59.7	54.61	19
	EA45T60HJ-M	85	80.01	29
	EA45T66HJ-M	92.71	87.63	32
	EA45T70HJ-M	97.7	92.71	34

2 Receptacle EA45Z-B2J-F

	Type of the receptacle	A	B	N
	EA45Z40B2J-F	59.7	54.61	19
	EA45Z60B2J-F	85	80.01	29
	EA45Z66B2J-F	92.71	87.63	32
	EA45Z70B2J-F	97.7	92.71	34

PCB cut-out dimension

<p>EA45Z-B2J-F Recommended printed circuit board opening size (E direction)</p> 
--